

NATIONAL

CUSTOM HOLLOW METAL DOORS & FRAMES

The difference is quality.



Therma Hold Thermal Break Frames help *hold the line* in preventing cold transfer from outside to the inside. Think of Therma Hold when looking to improve efficiency and comfort while preventing condensation and frost.

Construction

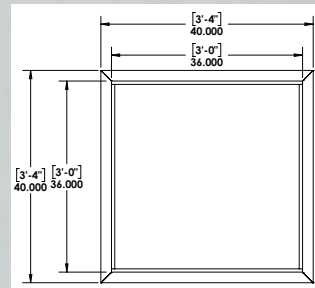
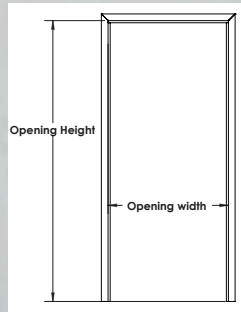
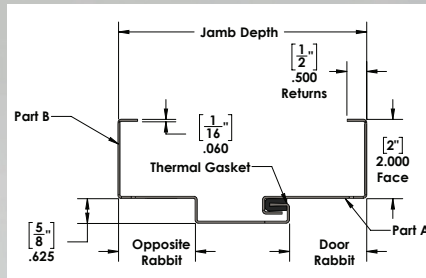
2-part frame applied to our Thermal Gasketing and secured every 12" with #8 sheet metal screw. This method separates both sides of the frame jamb and header along the stop to create a barrier preventing temperature transfer from outside to inside.

Available Options

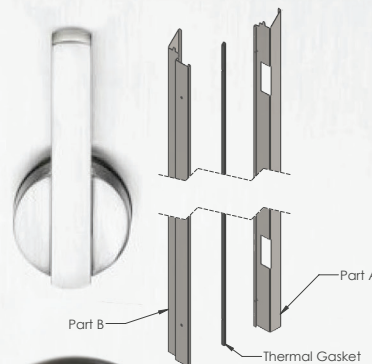
- Max Size Frame Opening - 7'0" x 7'0"
- Standard Single Frame - 3'0" x 7'0"
- Standard Pair Frame - 6'0" x 7'0"
- Available Frames: 3 - Sided Door Frame
4 - Sided Single Lite Window Frame
- Available Frame Profiles - Masonry or Drywall
- Double Rabbet * Single Rabbet
- * Equal Rabbet * Unequal Rabbet
- Standard Face Size - 2" Head 2" Jamb
(Custom Size Available)
- Jamb Size - 5 3/4" Min. - 12" Max.
- Gauge - 16 GA or 14 GA
- Steel - Stainless Steel 304, 316 or Galvanneal A60
- Closer - Surface Mounted or CL Reinforcements
(No Concealed Closer)
- Strike - Standard Preps Available
- Construction - KD (Knock Down) or Face Welded
- Anchors - Standard Options

Therma Hold Thermal Break Frames

- Application - Primarily utilized in Exterior Masonry Openings
- Found in all types of wall construction
- Specified for many varieties of Commercial Buildings
- Located in both Interior and Exterior Openings



NO FIRE RATING AVAILABLE



THERMA HOLD

WE OFFER BOTH HOT RUSH & QUIK SHIP SERVICES

CALL US TODAY FOR AVAILABILITY



NATIONAL

CUSTOM HOLLOW METAL DOORS & FRAMES

The difference is quality.



Therma Hold - Thermal Door Performance

Lab Tested NCHM Thermal Rating Level Per ASTM C1363-19

Sample Tested 35 3/4" x 83 1/4" Flush Door with a 2" Face 3-Sided Door Frame

Steel Gauge Tested Door & Frame - 14 GA Operable with Butt Hinges & Cylindrical Lock

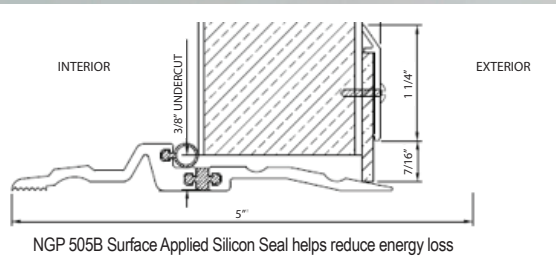
Galvanneal Door Polyurethane Core (ISO)	R-Value - 1.97	U - Factor 0.51
Galvanneal Door Polystyrene Core	R-Value - 1.48	U - Factor 0.67
Stainless Steel Door Polyurethane Core (ISO)	R-Value - 1.32	U - Factor 0.43

R-Value- The greater the number (R Value) the better the insulation. (Resistance)

U Factor- The lower the number (U Factor) the more efficient the insulator.

Polyurethane Core (ISO) Sheet	R-Value - 11.25 *	Polystyrene Core
Polyurethane Core (ISO)	Best Thermal Insulation Value.	
Polystyrene Core	R-Value 8.88 Higher Level Thermal Insulation than Honeycomb Core and lower than Polyurethane (ISO)	

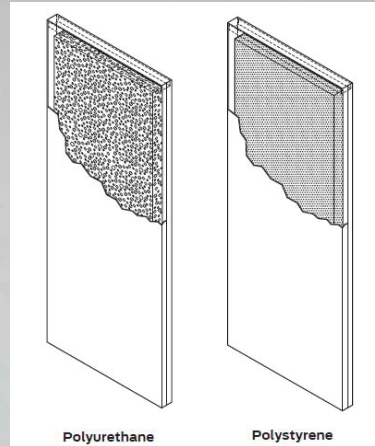
Optional NGP Thermal Break Threshold or Sweeps can be added.



NCHM Therma Hold Door (ICO) Core and Thermal Break Frame when partnered with NGP Thermal Thresholds, Seals and Sweeps reduce the U Value and help decrease yearly Commercial Building Energy Costs. Think of Therma Hold when looking to improve efficiency and comfort while preventing condensation and frost.

To Achieve Best Desired Thermal Resistance Outcome Results

- Insulate Thermal Brake Frame Cavity with Fiberglass or Mineral Wool
- Use Polyurethane (ISO) Core 14 GA Stainless Steel or A60 Galvanneal
- Caulk Frame Edge to adjacent wall
- Apply Gasketing Door to Frame preventing air flow
- Include Thermal Break Threshold and Sweep



POLYURETHANE CORE DOOR
NO FIRE RATING

POLYSTYRENE CORE DOOR
FIRE RATED

Need a quote?
sales@nchmetal.com

Warnock Hersey
DHI DOOR AND HARDWARE INSTITUTE
NAAMM
National Association of Architectural Metal Manufacturers

THERMA HOLD